

ISLANDARTS

MAGAZINE

**Supporting Western
Canadian Artists**

July - August 2021 / Issue # 55

Feature Artist
Bronwyn
Arundel
potter

TECH TALK
with Jeff Shields
**Don't get
Scammed**

**A Conversation with
North Island Artist
Kathy Harder**



Cooking
with David Essig

www.islandartsmag.ca

LIVE! In Filberg Park

Coming this Summer to the beautiful seaside Filberg Heritage Lodge and Park in Comox BC...

Weekend pop up booths featuring island artists and artisans will be down on the Summer Kitchen lawn by the Liz Stubbs Cutting Garden from 11 am to 4 pm on Saturdays and Sundays in July and August. A diverse selection of handcrafted wares including jewelry, blown glass, pottery, T-shirts, one of a kind art, paintings, original art cards and more.



artist Lisa Samphire

Follow our FB page or website filberg.com for exciting announcements about music and theatre coming to the park this summer...

If you haven't been to Filberg Park lately this is a great summer to check us out!



artist Cathi Jefferson



Thank You John Warden

John has been a regular contributor to IAM for several years, kindly sharing his passion for photography and words.

"Pausing for a long, slow look, I feel the currents of nature coalesce into compositions of simplicity, subtlety, rhythm, and majesty – as-thenic values that colour my thoughts. I breathe out and with a click, my feelings flow, onto the canvas of my camera."

Photo credit - Debra Kelly

ISLAND ARTS MAGAZINE PROUD SPONSORS OF:

Sooke Fine Arts Show
Robert Bateman Centre
Bell Barn Society
Parksville Senior Centre

NEXT ISSUE: SEPT 2021
DEADLINE: AUG 20th

Like what you See. Please donate.

DONATE



This Issue

Features

Featured Artist Bronwyn Arundel	14
Art that Uplifts the Pottery of Joy Olsen	19
A Conversation with Kathy Harder	33

Editorials

Artful: The Gallery	9
To the Moon - Mark Heine	12
Maker of a Message	24
Julie Nygaard's Layers of Meaning	29

Departments

Note from your Editors	4
Summer Workshop	7
Photographic Magic by John Warden	22
Book Reviews	23
Blue Jeans and Rubber Boots	25
Cooking with David Essig	26
Tech Talk with Jeff Shields	30
Marketplace	36
About US	37



Follow us on Facebook



Note from your Editors

Susan Schaefer / Jeff Shields / Chace

Yahoo!! Summer is finally Here!

With summer comes a glimpse of getting back to normal.

Woodland Gardens in Courtenay is offering two artists' events on the August and September long weekends.

Sooke Fine Art Show will be online starting July 23rd. Make sure to check it out.

Nanoose Art in the Garden is putting on a show July 23 - 25th.

Myself, I am looking forward to going to some local farmer's markets on the weekends, and shopping for some yummy and homegrown goodies. A latté with a friend at an outdoor cafe is long overdue. I am also excited about having friends over for a backyard afternoon visit.

This summer, when you are travelling around, think of shopping local. Support the farmer, the potter, the glassmaker, the children with the flower stand by the side of the road...by purchasing something, anything. Let's feel good about our future and your enthusiasm goes a long way in making this happen.

Enjoy the summer! Enjoy the sunshine! Enjoy your friends and family!

Thank you for supporting the ARTS!



Brenda's
Glass Expressions

www.glassexp.com

Stained Glass
• Glassworking Tools & Supplies • Books
• Gifts • Stained Glass Repairs

Open: Tues - Sat
10-5:30

2925 Comox Rd.
Courtenay, BC
250-339-7739

WANT BOWEN ISLAND ON THE WALL?

Fine Art by Nick Jennings



nickjennings.ca



@ C.M. Russell's
Art Auction



August 20-21
Great Falls, MT

Red-Tailed Hunter

James M Clow
Saskatchewan Artist
jamesmclow.ca

@ The Woodson Art
Museum's Birds In Art



Sept 11 -Nov 28
Wausau, WI



Roadside Attraction

NANOOSE BAY

Art in the GARDEN

Come walk the garden and be inspired.

11th Annual Event
Featuring 85 Artisans!
JULY 23RD 24TH 25TH


GATES OPEN AT NOON ON FRIDAY 23RD
10^{AM} SATURDAY 24TH & SUNDAY 25TH

Entrance \$5 per person - 12 and under free.

Proceeds going to the Nanoose Community Services

www.NanooseBayArtintheGarden.com

THANK YOU TO OUR 2021 SPONSORS



Live in the sunshine
Swim in the sea
Drink the wild air.

Ralph Waldo Emerson

Beach Day, 48 x 36", acrylic on canvas artist Susan Schaefer



McMillan Arts Centre
133 McMillan Street
Parksville, BC
(250)248-8185

Let's All Go Fly A Kite!

An historical exhibit celebrating
Parksville's **KITEFEST** event



June 29 – August 29, 2021

**Come and see the amazing
colourful collection of kites
'flying' in our galleries!**

Build your
own kite!

*Explore the history of kites
which date back to 200BC!*



Proud past
SPONSORS of
KITEFEST



MAC Hours

11am – 3pm

Tuesday – Sunday

Entrance by donation



Let's All Go Fly a Kite!

The McMillan Arts Centre is THE place to be this summer in beautiful Oceanside, BC. Located on McMillan Street, Parksville, BC, this 109 yr old historic building started life as the Parksville School, back in the day when McMillan Street and Memorial Avenue were the only two main streets in town. Now, 'the MAC' as she is affectionally called, is owned and operated by the Oceanside Community Arts Council. The Upper Level features galleries, artisan gift shop, and teaching studio for workshops and classes.

This summer, we are featuring a must-see historical exhibit, celebrating Parksville's annual KITEFEST event.

Due to Covid, many of this summer's festivals in Oceanside have been cancelled, so we decided to celebrate one of the most popular events in Oceanside, in our own arts way! We invite you to come and see the amazing, fun, colourful kites provided by KITEFEST coordinators with the BC Kitefliers Association, all 'flying' in our Concert Gallery and around the Arts Centre this summer!

Come and see the huge dragon!

Come and see the amazing turtles and octopus!
Come and explore the fascinating history of kites which date back to 600BC!

See our KITEFEST information display about past events, images of the festival fun!

Fun for the whole family! Build your own kite to take down to the beach, just down the road from the MAC!

Entrance by suggested donation of \$5/person, or \$10/family. The MAC is open Tuesday - Sunday from 11am to 3pm. No appointment necessary.

**McMillan Arts Centre, 133 McMillan Street,
Parksville, BC (250) 248-8185**



Enda Bardell presents
Land of the Midnight Sun
Watercolours from the Yukon

June 29 - July 25

At the McMillan Arts Centre
 133 McMillan Street, Parksville BC
 Open: Tues - Sun 11 - 3 • 250-248-8185

www.endabardell.com

Enda Bardell
at Ted Harrison's Cabin,
Yukon Territories

"Many years ago I met and had lunch with the colourful Yukon painter Ted Harrison at Painters at Painters Artists' retreat in Campbell River. He was as vibrant as his paintings and a great story teller to boot!"



Applying for an Artist Residency was a perfect opportunity to fulfill my dream of a residency somewhere in a northern wilderness. I was thrilled to be accepted for July 2018.

To get the full scope of the vast Yukon, we took a 2 week trip by RV from Whitehorse through Alaska, Dawson City and back to Whitehorse.

The cabin had a massive 900 square foot studio where I enjoyed the shifting light of the Land of the Midnight sun, and painted 40 wilderness watercolours. It was a dream come true."



Summer Workshop

Abstracting Landscapes

- Acrylic Painters - Everyone Welcome

Hosted by Susan Schaefer Artist

Saturday July 17th, 2021

at the McMillan Arts Centre, Parksville BC

Register online:

For more information please call Susan @
250-586-5510

susan-schaefer-fine-art.ca

WHAT'S ON THIS SUMMER

THE 28TH ANNUAL



Grand Prix d'Art

FRIDAYS IN JULY & AUGUST

Watch for plein-air artists throughout the Town of Qualicum Beach, participating in a timed painting "race" at an assigned location.

AND



AUGUST 15-21, 2021

The Salish Sea Lantern Festival is an annual celebration of art, culture, and light.



THE OLD SCHOOL HOUSE
ARTSCENTRE

250.752.6133

OPEN: TUESDAY through SATURDAY 11-3
122 Fern Road West, Qualicum Beach

www.theoldschoolhouse.org

Ina-Griet Raatz-von Hirschhausen

presents

Inspirational characters



July 5th till August 28th

Opening reception July 14 - 2:00 pm

The Old School House Arts Centre,
Qualicum Beach BC

theoldschoolhouse.org
inavonhirschhausen.com

Art with a lighthearted edge

Being a professional artist since 2005, I felt honoured to show my work along with other Vancouver Island artists at TOSH.

When I moved to the Island in 2014, after four very successful years in Germany with six solo and numerous joint shows, I felt inspired by the abundance of creative artistic talent and the vibrant, powerful nature, which expresses its beauty partially in a cheery, ingenuous, colorful palette and partially in dreamy subdued melancholic tones.

I kept up the style that I had started in Europe, but the amazing variety of arts and culture urged me to add another lighthearted side to my art, which I pursue by taking on commission work, teaching classes and working on new projects.

Thus the idea for the exhibition "Inspirational characters" grew. By merging animal heads with human bodies, using a Vancouver Island inspired color palette, I am expressing the inspiring, positive, fun and interesting encounters with the many wonderful people I met on Vancouver Island.

I am grateful for this opportunity and invite everyone to view the work through the eyes of a European artist, who came to the Island to get closer to nature and creativity.

Featuring:

Phyllis Serota, Carol Nottingham,
Ivy Miller, Fay Melling, Sasha Huska,
Janice Hofman, Gerda Hofman,
Lisa Hebden, Lois Goodnough,
Dominique Eustace, Corinna Darcie,
Kristina Campbell and Sylvie Bart.

ARTFUL : THE GALLERY PRESENTS
MAIDEN, MOTHER AND CRONE

June 23rd through September 18th

**526C CUMBERLAND RD,
COURTENAY, BC WEDS-SAT 12-5**

www.artfulthegallery.com

In support of:



Comox Valley
Transition Society



image : Sylvie Bart, 'Princess Sadie', 12" x 12" mixed media

**All Local Women Art Show Runs til Mid
September: Maiden, Mother and Crone**

As an artist herself, Kristina Campbell opened **Artful: The Gallery** in early March 2020. Kristina's mission with her gallery is quite simple: to bring fantastic art to the Comox Valley for people to enjoy, learn from or collect.

Kristina, what factors did you consider as you were deciding whether to go ahead with the opening of your gallery in March 2021?

Well, at the time I don't think anyone really knew what we were all getting into... I remember being a little worried about it, but thinking, well, worst case scenario it'll be a few months and then we'll be back to normal.

And how has this past year been?

It's been lots of things at once. It's been exciting and it's been intimidating. It's been inspiring and it's been challenging. It's also been humbling be-

cause it has forced me to get really clear with myself about why I'm running this gallery and why it's important to me.

And what does this gallery mean to you?

As an artist, I have lots of experience working with galleries and I believe they can play a positive role in the careers of artists. Galleries and their fees and schedules can also be burdensome for artists, so I wanted to take all of the best things I've experienced working with galleries in the past and create a space to showcase some of the really formidable art being made by local artists.

What lies ahead for you and Artful: The Gallery?

We have the current show called Maiden, Mother and Crone showing from now until September 18th. The show features thirteen Vancouver Island-based women artists and explores the theme of womanhood across ages, milestones and transition points and through

...continued on page 10

separation and loss, joy and celebration. Between June 23 and August 13 we're donating 25% of all gallery commissions to the Lilli House, which is a part of the Comox Valley Transition Society and which is a very near and dear cause to me. Some of the artists have also donated work which will be auctioned off with the proceeds going to Lilli House as well.

I really encourage anyone to pop into the gallery any time – I am, in all honestly, just as happy when someone comes in just to look and enjoy the art as I am when a client decides to buy a piece.

artfulthegallery.com



ARTWRX STUDIO/GALLERY - SQUARE FOOT SUBMISSION CALL

You've been asking and we're excited to announce that the annual Square Foot Show which has, historically, been presented under the ART ALCHEMY STUDIO banner, is on again this year hosted by ARTWRX STUDIO/GALLERY.

This 11th annual show is hosted by the same people, same place (362C 10th Street, Courtenay) and same time, Friday, November 19th to Sunday, November 21st, in person.

We at ARTWRX Studio/Gallery love having this opportunity to celebrate artists in the Comox Valley and beyond, by hosting this show.

We are proud to announce that Susan Carson and Rick Morson, portfolio managers with CIBC Wood Gundy, are sponsors of this year's event.

Get your 12"x12"x 1.5" canvases, panels or whatever, your favourite medium and your imagination and prepare for the best SQUARE FOOT SHOW ever. **Deadline: October 31st, 2021**
artwrxstudio.ca/sq-foot-show



DARREL HANCOCK POTTERY

welcomes visitors to view their wide variety of functional stoneware pottery.

Please call or email us to arrange a day and time to visit the Gallery prior to your arrival.

darrelha.wixsite.com/mysite

250-752-4533 • darrelha@telus.net

3505 Harris Crescent, Qualicum Beach, BC

~ Shipping Available ~



Wishing everyone a safe and happy summer Darrel & Lynn

Darrel Hancock Potter

Born on Vancouver Island in Port Alberni, Darrel's family moved to Vancouver when he was 6 years old and settled in White Rock, BC. In 1974 he started attending Douglas College with the intention to become a teacher. As an elective he chose a pottery class and instantly developed a great love and passion for throwing and decorating pots. Darrel graduated from Douglas College in 1979 and then began classes at the Vancouver School of Art, (Emily Carr Institute of Art & Design) and graduated with honors in 1980.

"I began my career as a potter working hard to develop my craft and my own personal style. In 1985 I started freelance "throwing" for 12 other potters where I learned other styles and techniques that enhanced my own style and working knowledge and I also taught classes at 4 lower mainland community centres."

In 2005 Darrel moved his studio to Qualicum Beach, BC where he continues to produce a wide range of functional pottery.

Connie Chaplin—Artist: What is Eco Printing?

Eco printing is the process using leaves or flowers and creating prints with the natural pigments, tannins and acids present in the leaves and flowers and combining them with mordants, with heat, and contact on fabric or paper.



My inspiration for Eco Printing/Dyeing began with a passion and appreciation for nature. It starts with a walk in the forest, the hills and in my own garden. I love to collect leaves looking for unique shapes.

Silk, linen, cotton and wool are good natural choices, but there are others you can experiment with. I place the leaves in a design that I want on the cloth. I roll the fabric tightly and steam or boil it.

When my bundle is finished "cooking", I unwrap, remove the leaves and discover the magic doing a little happy dance!

Contact me if you'd like to be notified of upcoming classes in your area. **306-332-7494**

email: conniechaplin@gmail.com

Connie Chaplin Eco-Dye Artist

at the
**Hansen-Ross House
Gallery, Fort Qu'Appelle SK
&
Blue Fish Gallery,
Port Alberni BC**

**Sign up for a Workshop
306-332-7494**

**Shop Online:
hansenrosshouse.com**

To the Moon - Mark Heine

SIRENS on the Moon

Canadian Artist and Author Mark Heine from Victoria BC is one of several hundred visual artists chosen to be part of the Peregrine Collection bound for the surface of the Moon. Of historical significance, Peregrine Mission One will be the first commercial Moon launch in history and will be the first US lunar landing in over 50 years.

"I'm a child of the space race." says Heine "I was 7 when Apollo 8 launched. I don't recall much from those early years, but 53 years later, I can still remember their names ... Borman, Lovell and Anders. Apollo 8 was the stuff of dreams for a kid like me, the first manned space flight to leave Earth's orbit and head out into space. Though it didn't land on the moon, it proved that the systems of Apollo worked and landing on the Moon was within reach for humanity. Less than 7 months later Neil Armstrong left the first human footprint in lunar dust. It's exciting to think that soon I'll have my own small presence on that distant place of my childhood dreams."

Heine has two digitized paintings to be included in the Astrobotic/DHL MoonBox time capsule. Also included are digital files of some 1200 musicians, poets, authors and other creative endeavors, making Peregrine one of the most diverse and expansive cultural collections ever to go into space.

Represented by the Peninsula Gallery in Sidney BC www.pengal.com


www.mheine.com



These two images are headed for the moon:

Imminent, study (above)

Duress, study (below)





SUSAN SCHAEFER AT THE GALLERIES

on Vancouver Island BC CAN

The Village Gallery - Sidney
McMillan Arts Centre - Parksville
The Old School House - Qualicum Beach
DRAW Gallery - Port Alberni
Reflecting Spirit Gallery - Ucluelet

by appointment at my studio in Parksville

Watch my Artist's Backstory @ the MAC



susan-schaefer-fine-art.ca

Parksville BC CAN • 250-586-5510

FEATURED ARTIST

BRONWYN ARUNDEL



Bronwyn Arundel is an artist who combines drawing, painting and ceramics. She has a BFA from the Nova Scotia College of Art and Design which allows her to pull from a wide range of skills and knowledge.

She currently owns and works from Nanaimo Ceramic Arts studio and Gallery making ceramic art for the home. She believes in the utilitarian function of pottery and the active role that these art objects can have in our lives. Using ceramics as the canvas for the narrative imagery of landscapes, animals and people, Bronwyn strives to create relationships between the user and the object to bring joy and humour into our lives.

Feature Artist Bronwyn Arundel

When did you first become interested in clay as your medium of choice?

I studied at NSCAD for my undergrad and gravitated towards the ceramics classes after taking a throwing class with Joan Bruneau and Walter Ostrom. They are fabulous teachers; working with them was challenging and exciting.

What is it about working with clay that excites you?

I love how immediately clay responds. That is a little contradictory to the medium because to see the final outcome there is a lot of waiting for things to dry and fire, nonetheless I get a lot of satisfaction from creating new shapes and ideas from a block of clay. I love how the clay rises from the wheel under my hands and with practice how just a few gestures can create something wholly interesting



Artist in Residence: Teresa Dorey

What prompted you to open a gallery / studio / classroom in downtown Nanaimo?

I have been working as a full time pottery since 2012, I enjoy the work but production pottery is very solitary. When I moved to Nanaimo from Halifax I wanted to join a community of ceramic artists and potters so that I could continue to challenge myself and my work. I love teaching and encouraging people to work with clay so it seemed like a natural progression. It has been surprising and extremely rewarding to receive the welcome and encouragement that has developed at Nanaimo Ceramic Arts.

Please tell us about your artist in residence program?

I run an artists in residency program at Nanaimo Ceramic arts three times a year for emerging ceramic artists. The artist in residence can dedicate a 4 month stretch to developing new work and their business and I have someone to help me with our gallery and kilns. I really enjoy the residency process, the new work and ideas from these dedicated and talented ceramic artists bring an incredible diversity to our community, the members benefit and so do I. Mentorship is a two-way street and I am forever grateful to the artists for sharing their creativity, knowledge and time with us.



...continued page 16...

Tell us about your new landscape series?

My current body of work sprung up very naturally during our first covid shut down last year. I had to let members and instructors go, but I was still providing glazing and kiln services to the community. I spent a lot more time with our house glazes and it inspired me to play around with them. In this play I saw sweeping landscapes across the multi coloured surface of my glazed pots. This really appealed to me so I have continued to work through the theme of overlapping glazes to hone in on a landscape. Most of my career I have drawn on my pots and it has been liberating to approach my work with a little more freedom and colour.



www.nanaimoceramicarts.com

Picture Yourself Here!

The home of your dreams
is waiting for you!

As an Artist and a Realtor designing a
home search just for you is my goal.

Deborah Nicol

Associate Broker, Macdonald Realty

Call/Text 250-607-7038

546 Island Highway Parksville, BC V9P1H2



**HEATHER
BROWN**
artist & potter



www.heathermarybrown.ca
905 Ravenhill Rd. Port McNeill
250-956-4629



140 Wallace Street
Tue-Sat 11-5

250.740.8377
www.nanaimoceramicarts.com



Island Blue Print Co. Ltd.

Downtown: 905 Fort St., Victoria, BC Tel: 250-385-9786 / **Sidney:** 2455 Beacon Ave., Sidney, BC Tel: 250-656-1233 / Toll Free: 1-800-661-3332
www.islandblue.com



Nanaimo - Ever wondered what the museum has hidden in the vault? Nanaimo Museum staff searched behind-the-scenes for rarely exhibited artifacts and photos that share compelling and surprising stories for a temporary exhibit. From the Vault runs through to fall 2021.



From a World War II era quilt to a pirate costume, each artifact in From the Vault tells a story. "The Nanaimo Museum staff selected intriguing artifacts and photos from the collection,"

says Aimee Greenaway, curator at the Nanaimo Museum. "It's a great combination of favourite local stories and exciting, lesser-known aspects of Nanaimo's history."

From the Vault also raises important questions about the museum's collections and exhibitions. "Whose stories are absent from the museum? Why are these stories missing?" asks Greenaway. "We hope this exhibit sparks conversation about overlooked histories in the museum and community, and meaningful ways to include these stories in the future."

A new program, Lost from the Vault, is a chance for guests to use their problem-solving skills to unravel the mystery of a missing artifact. Participants will embark on a self-guided hunt to decode clues, break ciphers, and solve the mystery. Registration is not required but pre-booking a timeslot for your visit is recommended. Admission is free.

Open Tuesday - Saturday 10am – 4pm and admission is by donation. The Nanaimo Museum is located in the Vancouver Island Conference Centre, beside Serious Coffee. For more information, please visit nanaimomuseum.ca or call 250 753-1821.

Art+Earth Festival

The Campbell River Arts Council's Art+Earth Festival is in its third year. It is a community celebration of experiences where art intersects and connects with nature. In 2021 the festival has transitioned to a year-round festival.

Campbell River Arts Council has partnered with Ecole Mer et montagne on several projects on their school grounds. One class is building insect habitats, another is building and painting bird houses, another is learning about, and then building, a pollinator garden.

Check out the Arts Council website for more projects this summer. crarts.ca

Thank you to our partners and funders: BC Arts Council, City of Campbell River, Greenways Land Trust, Museum at Campbell River, Campbell River Art Gallery, The Tidemark Theatre, Campbell River Downtown BIA, Patrons of the Arts (POTA), Words on the Water and Discovery Passage Aquarium.



Lynne Usher Original Artwork ~ Commissions



Lion's Gate
24 x 18" acrylic on canvas

Artist by Heart - Follow me on Facebook
(604) 951-3403, Surrey BC CAN


Websites that Work!

Boost your online presence

- Artist's Galleries
- Small Business
- Realtors
- Non-Profit
- E-commerce
- CMS
- SEO
- Fast turn-around
- Affordable pricing
- Best Practices
- Website Hosting
- Design
- Development

With over 30 years experience in Web Technologies, we will make sure your website is performing for you.

Call Jeff Shields
250-240-0111
www.yaadev.com




ISLAND EXPOSURES
Located by Thrifty Foods in Parksville!

- Custom Framing
- Canvas Printing
- Art Gallery
- Glass Replacement
- Mat Cutting

250.586.5225
Monday - Friday
10pm - 5pm
Saturday
10pm - 1pm

NEW LOCATION: 160 Corfield Street S
www.islandexposuresgallery.com

Art that Uplifts the Pottery of Joy Olsen



If you are one of the fortunate people to own a Joy Olsen porcelain clay work of art, you will feel her presence in that piece.

Joy imbued her vessels with a distinctive textural, tactile quality so important to her. She held a deep connection to nature, particularly the sea and also the 'mud/earth' she used to create in.

Sadly, Joy's reverie in clay and the depth of her artistic exploration was cut short when she succumbed to a devastating cancer in August 2019. She carries her soul's expression in the translated sculptural porcelain clay forms. As her Life-partner and artist who shared a studio with Joy, I find my grief is not only of the loss of the kind, beautiful person she was but also of the loss of her ever-changing, inspired and dynamic clay forms of her art.

Born in Saskatchewan in 1951, Joy took a summer clay arts program at age 12. Her clay



pieces then were characterized by an organic, fluid form with bright colour and fine detail. She did not take up clay work again until 2000 after her daughter was launched into the world. She became part of the Vancouver Trout Lake Community Centre and rekindled her childhood clay interest. There she immersed herself in clay producing the Anemone, Sea Pod and other series as well as creating large bowls from the molds of pregnant bellies of young woman who requested them.

Joy enrolled in night classes at The Emily Carr College of Art and Design taking mixed-media painting, composition and colour studies. She studied with various noted potters in North America and Australia such as Robin Hopper, Graham Hay (Australia), Peter King, Carol Gouthro and Graham Sheehan.

In 2003 Joy began travelling to Gabriola, and moved there in 2007 to join in a Life-Partnership and shared studio art practice with myself, Zulis Yalte. Joy was enthralled being close to the sea and thrived in

the depth of nature and the Gabriola creative community. Master Gabriola potter, Graham Sheehan assisted Joy in getting an older kiln operational. Over time he observed that Joy's ceramic work was like none he had seen. He noted: *"Her work is so unique and compelling with the organic fluid form and detail of her child creations being carried through in her work today."*

Joy was particularly inspired by the sea. In her foreshore walks she was mesmerized by the creatures or plant life she came upon and zeroed in on that form. She touched what she observed... the anemone, barnacle, nudibranch, seaweed, petal or leaf oblivious to anything else other than the creature she was focused on. She seemed to absorb the very structure, nature and heart of that creature or plant. When she returned to the studio, Joy would research different creatures and then translate her ideas into forms in clay.

She was an avid researcher of not only natural forms and creatures, but also of clay bodies and glazes inquiring into how they behaved under different conditions. Of particular interest and focus to Joy was chemistry and the creation of glazes. She said she would have liked to have been a chemist. Joy had studied at Metchosin College for a couple of summers with Robin Hopper, the Glaze 'god' of the clay world, making many of her own glazes. I recall her deter-

mination and persistence in adjusting the glaze until she obtained what she was looking for. She loved to talk in detail of the firing methods and glaze behaviour of her various vessels with visitors to our studio who seemed transfixed by what they were learning.

Joy wrote about her relation to clay: *"Childhood teacher, Mrs. Ching taught me that mud could be transformed into objects of beauty. That magic fired my imagination and enthusiasm for clay and remains with me today. Master Potter Robin Hopper taught the importance of experimentation. From him I learned to persist and developed a strong confidence in my process."*

I am constantly exploring - excited by the possibility of merging imagination, modern knowledge and technology with the ancient medium of clay."



Joy had an extraordinary imagination. The vessel, Sea Squirt Vase, seems cacti-like. In Sea Squirt with 3 spouts she reveals an elegant form reminiscent of the sea squirt. Her intention was to draw attention to the beauty, fragility and strength of nature.



cent of the sea squirt. Her intention was to draw attention to the beauty, fragility and strength of nature.

Joy had fun with her art. She brought characteristics of human, creature and nature together in a way that was elegant and exhilarating. As a dedicated feminist and advocate for nature Joy used her work to elevate both nature and women. Working solely in porcelain clay, in the Anemone and Nudibranch series, she took porcelain where few dare, painstakingly fashioning voluptuous snake-like spiral tentacle feet for the Anemone vessels, thinning to a fragile tip. It was as if she was testing how far she could push the form and the material. Her ideas manifest held strength and fragility all at the same time.



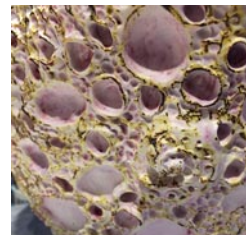
Colour, texture, organic, uniqueness of form and completing her vessels on every surface, conveyed a sense of delight and often surprise. People drawn to Joy's art declared how happy her art made them feel. Joy imparted her love of nature, colour, diversity, humour and the unusual through her porcelain forms.

Sharing our studio, I was able to observe Joy's process and the freshness she brought to her work. She continually moved her forms to new directions.



The Tidal Pool (seen above) originally in a large bowl form with fluted wave edges, in later development became an ocean-swept 'torn' or shredded sense as would happen with the tearing waves of the sea. The colours deepened to a jewell-like quality.

The Sandstone series grew into larger and more rugged sandstone-like surfaces carving each sandstone indentation . hole and barnacle. Yet the same vessel, she constructed with a smooth interior surface to be 'functional'.



Many patrons asked for functional pieces so Joy found a way to make her vessels functional while serving her own need to stay true to her process and form. The Sea Cabbage Bowl she said could be an exotic bowl used for salads.



For a couple of summers we travelled to Saskatchewan with our van loaded with Joy's bisque-fired pieces to join Prairie Fire, a group of Prairie potters who got together to fire in a variety of kilns - a walk-in wood fire Tozan style, pit fire (in the earth), gas, salt and raku fire in a gas kiln. She was a member of Sask Terra, the Saskatchewan posters group and her work traveled in a Sask Terra juried show "Within Limits", a national touring show for 2 years. She showed her work in galleries in Alberta, Vancouver, Nanaimo - Nanaimo Art Gallery, Ladysmith, Qualicum, in Gabriola Galleries and in our home studio.



In 2015 she took her environments to a vertical format to hang on the wall. Simultaneously, Joy began to take

her creatures to an increasingly monumental size. With Torpedo Giganticus Barnacle, the blue barnacle feathery tongues extend 15" out of the barnacle shell opening.



Armadillo Pacificus was the last of two forms Joy worked on and completed. She did finish this piece but it has not been presented to the public as yet.



August will mark two years since Joy made her transition. She left a rich legacy of uplifting art. Joy wanted her art to go out into the wider world for people to enjoy. To that end The Green Bough Studio and Gallery that Joy was a part of, will host a Joy Olsen Memorial Ceramic Show where some of her work will be for sale and other pieces will remain on permanent display in the Gallery.

The "Joy's Milagros Memorial Art Garden" will extend her and my 2 and 3 dimensional art into a circular garden where viewers can enjoy the art in the tranquility of nature.

Check the FB Green Bough Studio and Gallery page and our websites for August dates and times. Please join us to remember and celebrate Joy. All COVID protocols as required will be in place.

written by Zulis Yalte



The Green Bough Studio & Gallery

Art That Uplifts
Sculpture Ceramics Painting

600 Rollo Road, Gabriola BC
(250) 247-7255

www.zulisyalte.com
[www.joyolsen
in Memoriam](http://www.joyolsen.in.Memoriam)





Deer feeding in a field. An almost everyday occurrence and for years, I was left uninspired.

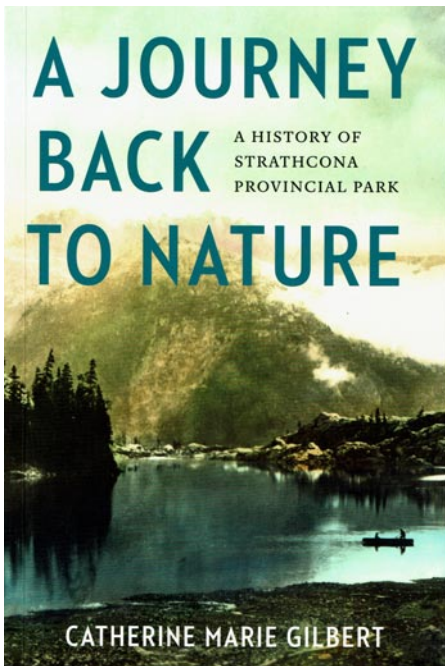
It's always nice to see wildlife of course, but deer eating grass in a field can seem rather ordinary, not much drama. I wasn't getting a feel for the spirit of the scene. Then I started my research into prospect and refuge theory and I remembered the lines from Disney's 1942 animated classic, Bambi.

"You must never rush out to the meadow", says Bambi's mother. "There might be danger! Out there, we are unprotected, there are no trees or bushes to hide us, so we have to be very careful".

Bambi, peering out to a sunlit field from the shadows of the forest's edge was being introduced to what British geographer Jay Appleton called the experience of landscape. In the shadows of the forest, where we can see, but not be seen, there is refuge, shelter and safety. In the adjacent meadow, though, there is light and the prospect of lush vegetation – but perhaps danger. These competing and symbolic compositional elements, light and of dark / prospect and refuge create an emotional conflict: hide in the forest or thrive in the meadow.

Appleton's book fired my inspiration: Reveal the prospects: the joy, the dance, the play and the fullness of the sunlit meadow. Explore the refuge: the intrigues of the shadows, the comfort of shelter and the security of the tree line. Unveil the high drama of the resulting tensions and threats.

Deer eating grass in a meadow. Ears prick up as they sense my approach. And in the pricking of an ear, my landscape compositions become a study of behavioral instincts and the potential drama of life and death conflicts.



A Journey Back to Nature: A History of Strathcona Provincial Park

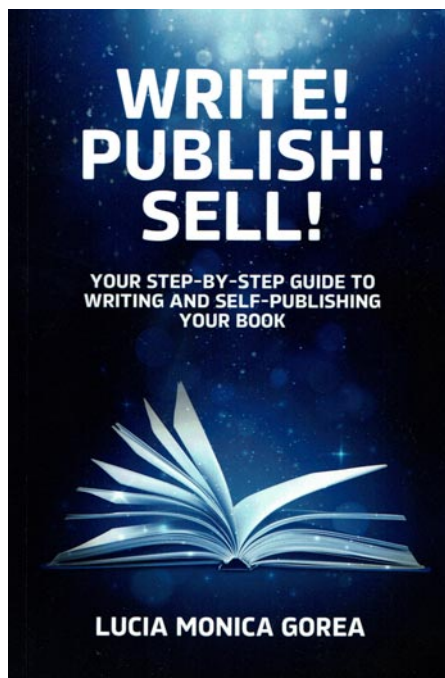
Historian Catherine Marie Gilbert unearths the complex origins of BC's first provincial park, now 110 years old. Established in 1911, Strathcona Provincial Park is situated in the middle of Vancouver Island, bordering Clayoquot Sound on the west, Port Alberni on the south, and a large property once known as the Esquimalt and Nanaimo (E&N) land grant on the east.

Measuring nearly 250,000 hectares, behind this breathtaking park—with its gorgeous mountains, lakes, and waterfalls—is a volatile history. Over the course of a century, Strathcona Provincial Park was frequently at the centre of some of the most heated public debates in BC history.

"The idea of a book had been percolating in my mind for some time," says Gilbert, who wrote her master's thesis on events in the park related to environmental degradation and protection.



ISBN 9781772033588
Softcover | Publication Date: May 18, 2021
www.heritagehouse.ca



Write! Publish! Sell!

Award-winning author, Lucia Monica Gorea, is a Canadian poet and writer who has published over a dozen books spanning multiple genres including poetry, short stories, a historical fiction novel, ESL texts, children's stories, and translations.

Lucia's latest book, *Write! Publish! Sell!* is a how to guide to self publishing your book. Everyone has a story to tell! This book is a comprehensive step-by-step guide providing tools you need to know as a writer. Think like a writer, create a book outline, format your book, obtain an ISBN number and more.

To order your book contact the publisher:
Lucia Monica Gorea, PhD • email: monica.artist@gmail.com

ISBN: 978-1-989540-11-4 (eBook)
978-1-989540-12-1 (Paperback)

Maker of a Message

Lia Hart

Student at UBC, and art enthusiast

email: lia.skiljaadee@gmail.com

While it doesn't seem like an ideal time to visit an art gallery, small, intimate new spaces like Sarah Macaulay's "Ceremonial Art" at 3825 Broadway near Balaclava take guests by appointment- so "bring your bubble" she kindly invited me, making a safe visit possible.

Celebrated Haida artist Corey Bulpitt, Taakeit Aaya, meaning "Gifted Carver," generously gave me some of his time to explain his five drum display, and two smaller argillite pieces featured in the show. The drums shown in the exhibit were purchased from a Kwakwakawak'w woman, with the intention of using them for the Exhibition. "White Elk hide worked with the negative space best", he says.

Upon asking him, why drums? Corey explained to me how belief in their value in making a message. It took Corey a range of time to finish all his drums—all feature a type of indigenized pop art featuring characters like Bart Simpson, Mickey Mouse, Sesame Street's Cookie Monster, and Kermit the Frog. While the bright colours, and comforting form bring about a kind of nostalgia if you grew up with any of these characters—there is nothing childish about the depth of meaning and thought that went into designing each one.



Amazingly, some designs went straight from Corey's head to paint brush to drum, others were a little more about the process, and included a sketch.

His Kermit the Frog Sipping Tea was based on a popular meme of Kermit drinking tea. He consciously chooses characters like Kermit to bring the art to the present. "Linking a certain humanization and modern culture, to indigenous people, (here, specifically Haida)".

"Cultural icons, everyone can understand", people will take notice. And Corey Bulpitt pushes us just to the right edge where concept, meets fine line, meets colour, resulting in humour, and truths most Canadians never have to put up with.

Going back to the Kermit the Frog Drinking Tea, an "act of dignity"—a way to "stay classy" reflected in our elders who are held in high esteem, despite injustices put on them.

Other aspects of indigenous survival come out as Corey explains his work, like how if indigenous people do not help museums, help institutions, they get left out.

A second piece, featuring Sesame Street's Cookie Monster displays Ovoidism, a concept Lawrence Paul coined and inspired by the late Beau Dick's show "Devoured by Consumerism", is shown by the light blue childhood character engrossed in the act of cookie consummation.

A third smaller argillite piece was inspired by Bill Reid, master Haida Artist. Corey's main message through the show is "Keep the Respect". With five out of six of his drums sold, as well as an argillite pipe, I'd call the show a success. You can find more of Corey's work at the Eagle Spirit Gallery on Granville Island, The Downtown East Side's Fazakas Gallery or Douglas Reynolds Gallery on South Granville.



BLUE JEANS and Rubber boots

My garden is an expression of myself.

I've always had a passion for gardening and I come by it honestly.

My father was a farmer, who kept seedlings on the windowsill in the spring to see how many would germinate. My mother spent hours at the kitchen table in the winter, going through the seed catalogues meticulously planning her gardens.

It is my go-to place when I need a break from office work. When I need to clear my mind.



An Artist's Musings by Susan Schaefer

When I want to breath deeply...
stretch my mind and body.

It is a place to grown patience, caring and
understanding for our changing environment.

It is a BEE-utiful place. It is a home for insects.
It is a place to connect with mother nature.

It is a place to play with Chace and grown puppy love.

It is a place of wonderment.

It's a place to spend the evenings, looking up at the stars while
visiting with friends and family who have moved from this earth.

It is a place to nourish my family with the bounty of organic
baskets of food.

It is a place to nurture relationships with friends. It is a place to
listen to their stories, without interruption.

It is a place to remember. It is a place to forget.

It's a magical place to make future plans and a place to dream big.

It's my place.



susanschaeferfineart.ca
gallery.susan-schaefer-fine-art.ca

Cooking with David Essig

David Essig is a Canadian musician living on beautiful Vancouver Island BC. He loves to share his passion with food with our readers. davidessig.com

Pasta Carbonara

This is our favourite Italian comfort meal – pasta with a sauce of smoked pork, eggs and cheese. Legend is that it was invented in Rome at the end of WW II to feed hungry US soldiers, longing for bacon and eggs. In fact, it's an ancient and well-known example of “la cucina improvvisata” – the improvised cuisine that characterizes so much traditional Italian cooking – basically, “cook well with what's available.”

This dish comes together in three parts, so we'll take them one at a time. This recipe makes enough for two generous servings as a main course.

1) Olive oil and smoked pork

Traditionally the meat is “guanciale” – smoked pork jowl. This is hard to find in Canada, so you can use pancetta or bacon. I find the pancetta we get here in BC is a bit too salty. The best option I've found is thick-cut, naturally smoked, additive-free bacon. Trim the fat from the pieces and cut into 3/8” cubes. Heat about two tablespoons of olive oil in a large skillet. Add about 100 gr of the cubed meat – cook over medium heat until the cubes are starting to get crisp – around five minutes. Reduce heat to low and keep on the stove.

2) Cheese and egg

In a large warm ceramic or earthenware bowl, beat together one fresh egg with about 100 gr of grated parmesan cheese. Grind in a bit of pepper and, if you have it, a tiny pinch of fresh grated nutmeg. Set aside.

3) Pasta

Bring salted water to boil in a large pot. Add about 170 gr of dried pasta – spaghetti is traditional but any pasta will work. Cook until almost

al dente. As it finishes cooking, place the bowl of cheese/egg mixture on top of the pot and let the steam warm the bottom of the bowl. This will take a couple minutes. Watch carefully that the egg doesn't start to cook. Turn up the heat under the oil/bacon to medium.



Now, assemble the finished dish as quickly as possible

Place the warmed bowl immediately next to the cooking pot and use a pasta lifter or large fork and spoon to lift the pasta from the boiling water and directly into the egg/cheese mixture. Briskly stir the pasta into the sauce so that the egg cooks onto the individual strands of spaghetti. Try to incorporate all of the sauce into the pasta so there is no puddle in the bottom of the bowl. It should be almost dry.

Pour the oil/bacon mixture onto the pasta and quickly stir until the oil coats the pasta. Turn into warmed dishes and serve immediately, with optional garnishes of fresh pepper, more grated parmesan cheese and chopped fresh parsley.

NOTES

The keys to a successful carbonara are keeping the bowl and serving dishes as warm as possible and working quickly, once the pasta is al dente. We use our oven, set at 250F, to keep everything warm.

We like to amend this dish with a fresh green vegetable. Leave the pasta kettle boiling after you remove the cooked pasta, toss in the small pieces of veg, remove them a minute later and add to the finished carbonara for a complete one-dish meal. Some cooks add a clove of garlic and splash of white wine to the oil/bacon mix – entirely optional.

Since this is a quintessential Roman dish, serve with a crisp white wine from Latium, such as Frascati or Colli Albani. ~

Dragonfly Art Supplies



102 Fulford Ganges Rd.,
Salt Spring Island, BC 250-537-1151
www.dragonflyartsupplies.com



A special thanks to Bernadette Mertens-McAllister
for this beautiful painting of our new store!

Salt Spring Island boasts the strongest concentration of artists among all Canadian municipalities. With all those diverse artists comes the demand that has been met by **Dragonfly Arts**.

Since owner Esther Evanik launched the store in 2002, Dragonfly has worked hard to meet the needs of the wide range of island artists, from established professionals to the weekend hobbyist. We also stock craft supplies for crafters of all ages, in addition to kits and sets for the summer visitors and boaters.

This past Spring has been a particularly exciting time for Dragonfly as we have opened our spectacular new seaside location. Located on the Ganges dock next to historic Mouat's Hardware, Dragonfly looks forward to expanding their stock in addition to expanding our range of services by offering workshops and demos. We look forward to seeing you soon!

~ Patrick McCallum

Dianne E. Nelson

Original Silk Paintings



Campbell River • 250-500-3548
swift.rivers.studio@gmail.com



Carrie Osborn Art

Therapeutic Art / Classes

www.paintlifelaughing.ca

Look for the next issue

Sept 2021

deadline Aug 20

Deb Peters

debeters.ca

250-741-4143



debeters.ca

Chemainus Theatre Festival Re-Opening is Showcasing Paintings by Tom Shardlow

The Chemainus Theatre is showcasing the works of landscape artist Tom Shardlow during their exciting reopening of their Cabaret Series. Over 40 paintings are displayed throughout the theatre lobbies, dining room, and the gift shop gallery.

Shardlow's bold and unsentimental contemporary impressionism portray BC's landscapes. His paintings have been exhibited in over 60 juried exhibitions and have won multiple awards. Shardlow's works have been acquired by a major private collection lending to the National Gallery in Ottawa and are included in a University of BC collection. A life-long BC resident, he studied at the Vancouver School of Art before graduating from UBC. The Theatre, like many arts venues, has been hit hard by COVID" says Shardlow. *"I'm happy to see proceeds from the sale of my paintings go the theatre and am happy to have donated art to past fundraising auctions."*

Visitors can view Shardlow's paintings and take in a three-course dinner, followed by entertainment from favourite Chemainus stage artists.

The theatre is also offering their famous Playbill Get-away Packages. Enjoy a night's stay in a well-appointed suite-style hotel room at the award-winning Best Western Plus Chemainus Inn (includes complimentary full breakfast, high-speed internet, an indoor pool, exercise centre, and convenient parking). Please call the box office to book your Playbill Get-away Package at 1-800-565-7738.



Sandra Heavens

Watercolour Pastel Artist



artist_on_the_go (on instagram)
403-477-1988



STUDIO 369

CUSTOM *Frame* DESIGN

LAUREL SMITH
MASTER CERTIFIED
PICTURE FRAMER

MEMORABILIA &
SHADOWBOXES
LAMINATING &
DRYMOUNTING
DIGITAL MAT CUTTING
MUSEUM &
CONSERVATION
FRAMING

BY APPOINTMENT ONLY
INFO@STUDIO369.CA
3692 ISLAND HWY
COURTENAY, BC
STUDIO369.CA
[@STUDIO369.CA](https://www.instagram.com/studio369.ca)



**CATHOUSE
GALLERY**
www.cathousegallery.com

Sheena McCorquodale
ComfyCat Kennel & Cathouse Gallery
5320 Island Hwy W
Qualicum Bay
250-937-9991



Julie Nygaard's Layers of Meaning

"I'm a photographer-painter," Julie Nygaard says of her works, featured at Rainforest Arts in Chemainus from June through August.

As a photographer, Julie goes out into the world and captures images; as an artist she digitally adds layers of meaning, that interpret the 'real world' through lenses of personal trauma, symbolism, belief and imagery.

Most of us are familiar with the term 'photo-shopped', a manipulation of photographic realism to make the world brighter, more vibrant and prettier than life; Nygaard pushes Photoshop and other digital media way beyond the limits of subtle tweaking, transforming her imagery into altered realities that often have a mystic quality to them.



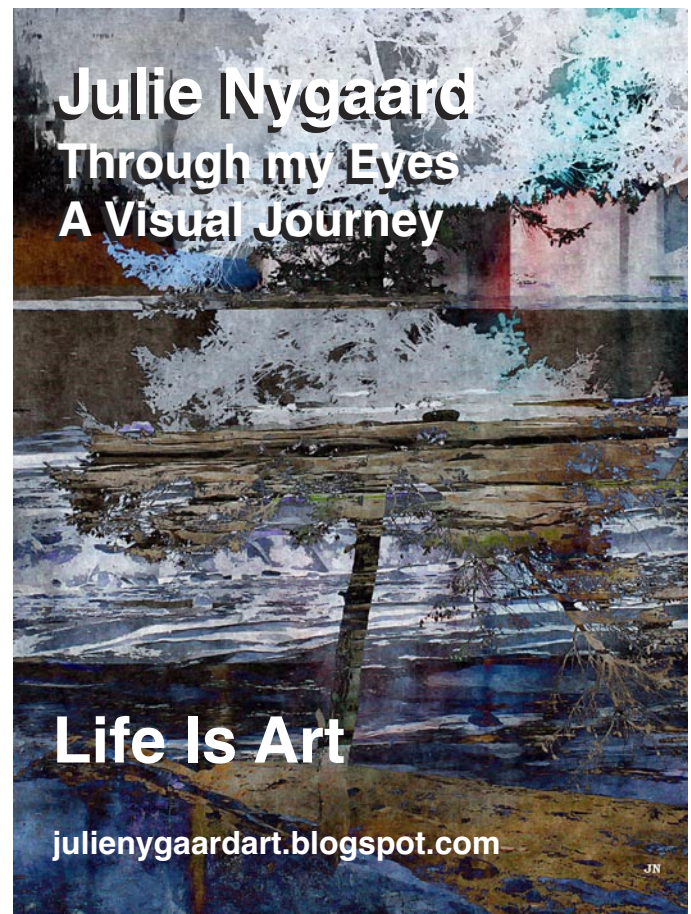
"I am inspired by life," Nygaard says. *"Life is art."*

"It means so much to me, that I know my image is giving somebody else hope and understanding and love and support, and that gentle hug that we're all needing at this time."

The importance of art to society can't be underestimated, Nygaard believes. She also thinks there's an artist in all of us, just waiting to be unleashed.

"For me, being an artist, there's no word to describe how much it means to me to be able to express myself, and to be able to share my images, and my work with other people," she said.

Julie Nygaard's *Through My Eyes - A Visual Journey* show will be Featured June through August at Rainforest Arts, 9781 Willow Street, Chemainus BC.



TECH TALK

with Jeff Shields

Don't get scammed by the scammers

Do you own a website? Do you own your domain name? There are numerous scams out there that target website and domain name owners.

Website Scams

1. SEO: Emails that suggest that your site can rank 1st or even 1st page are usually scams. They will find an obscure phrase that is unique to your website to prove it ranks high. The thing is that nobody actually searches on those terms. Even the terms you thing should rank high might not. The best factors to concentrate on are quality, unique and fresh content.
2. Copyright infringement: This is a recent scam where you will receive an email saying that your site contains their images and to click on a link to see the list. They will make numerous threats and swear under penalty of perjury that you are using their content. Always make sure any content you use is yours or you have permission to use it.

Domain Name Scams

1. The usual scam is to send an actual letter in the mail saying your domain is about to expire and to renew by sending a cheque or enter your credit card information and mail it back. The rate they specify for a single year are typically 3 to 4 times higher than normal. Tear up the letter.
2. The second type is along the same vein only via email. If it is not from your domain registrar, ignore it. If you do not know who your registrar is, then use a lookup tool such as <https://lookup.icann.org/>. This will tell you who the registrar is and where your DNS servers are located.

Your best protection is to simply use automatic renewal and keep your credit card information up to date. If you do this, I suggest having a second credit card with the lowest limit possible just for online purchases so that your CC information on your main card is not exposed.

One point of caution is DO NOT ignore emails from your actual registrar about upcoming renewals. You could lose your domain name or pay a penalty for late renewal. You have a 30 day grace period to renew after expiry after which anyone can purchase the domain.

If you are unsure if it is a scam or not, you can always contact the author of this article for assistance in determining what you should do.

yaadev.com



FREE ENTRY

ONLINE SHOW & SALE

sookefinearts.com

(250) 642-7256 | sfas@sookefinearts.com



July 23 – August 2, 2021

Artist Demos, Talks, Auction, & more



"LADY WITH VIOLIN" by Clement Kwan | 2020 Designer's Choice

Sooke FINEARTSSHOW

PURCHASERS' PREVIEW EVENT

\$25 ACCESS, AVAILABLE ONLINE | THURSDAY, JULY 22, 2021 | 7-10PM

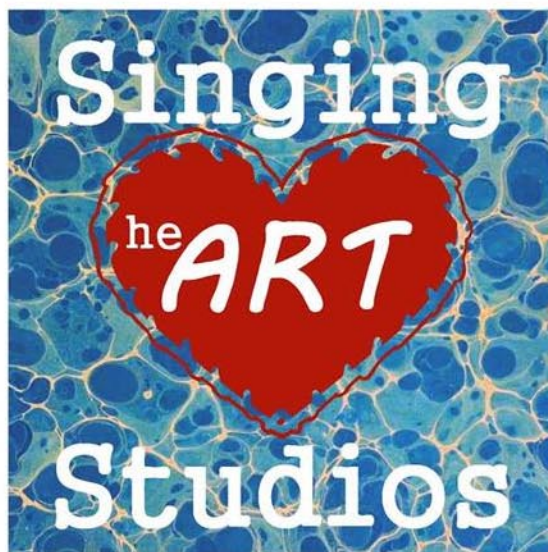


TIMES COLONIST



South Shore
Gallery





3—7025 Market St.
Port Hardy
Vancouver
Island North

www.singingheart.studio

705 717 7575

**Art Studio, Gallery and Boutique.
Imaginative thinking through
Creative Expression in Individual
and Group Experiences.**

**Candle gift with every
\$100 Purchase
July - August 2021
With this Coupon**



Do what makes your heART Sing

A Conversation with Kathy Harder

Kathy Harder is a self-taught artist whose works include pastels, watercolours, and acrylic paints. She has always had a love for painting but there was little time for this as her attention focused on raising her six children. In 2017, when most of the children had grown and left home, she eagerly purchased her paint and brushes. The immense beauty and colour that surrounds the North end of Vancouver Island provides ample opportunities and inspiration in both photography and art. Many of her paintings portray the everyday scenes found in this area, which include mountains, forest, and ocean. She has painted a series of ten pictures that illustrate the historic boardwalk community of Telegraph Cove, B.C., which were inspired by the many summers she spent there as a young girl.

Kathy moved from Vancouver to the North Island in 1991. She had relatives that lived in Telegraph Cove and spent time there as a young girl which was such an awesome thing to do for a city kid. She absolutely loved every minute spent there. Kathy has six children, one girl and five boys as well as 3 step children. She and her husband have 14 grandkids.

How did it all start?

"I started to paint in 2015. My daughter asked me to paint a picture for her and it took over 6 months of trying to figure out how to do it. There was a lot of painting over until I got it right. It was the "Window Reflection" picture in my Telegraph Cove series. When my sons found out my daughter got a painting from me, they all wanted their own. I had taken a lot of pictures of **Telegraph Cove**, so they picked the pictures that they wanted painted. With 6 kids I eventually had a Telegraph Cove Series in the making. This series is now up to 11 paintings. This summer I will have a self-guided Art Walk brochure made available for **Telegraph Cove**. People will be able to take the brochure and locate the site of each painting in the series. They will also be able to take their own photo of the Cove and submit it for a chance to be the subject of my next painting. If chosen, they will win a free print of that painting."



How long have I been painting?

"When my children were smaller, I tried to work with pastels because the cleanup was quicker but of course juggling 6 kids and trying to find free time did not happen very often to really produce anything or progress. I had a friend who did drama productions and I would paint stage props for her. I've also created stage props for the Gatehouse Theater in Port McNeill. This allowed me to do something creative while my kids were in school." *Did it come naturally?* "I would have to say yes. I really don't have any training and don't know any rules or techniques to follow. My favorite thing about painting is watching a picture develop in front of me as I go. The fact that I am a self-taught artist brings extra challenges that need to be painstakingly worked through. I rarely view any online instruction as my goal is to allow whatever is hidden deep within myself the freedom to find its way out and onto the canvas. I am always amazed."

...continued page 34...



What motivated you to paint?

“I don't really know other than having a desire to create. I just see so much beauty around me and have this intense desire to repeat the scenes and spend time really looking and seeing what is actually there. We are so blessed to live in such a beautiful place and I just want everyone to stop and take time to really engage and appreciate what we have around us.”

Do you think you will continue?

I hope that this desire to create never leaves me. I feel like it is such a big part of who I am and what I was created to do. I struggle with confidence in what I do and if I am any good at it. I find myself using social media to boost my confidence to keep going but I am really trying to remind myself that I do it for myself and for the love of doing it. Not for approval or sales which is really hard to do.”

Who are your biggest fans?

“My family for sure. They are the ones that encouraged me to make my paintings available and put myself out there. Anyone who has bought any original

painting or prints from me has given me so much encouragement and I appreciate them so much. My husband has been such an encouragement and support to me. He helps with framing, shipping, and packaging. He keeps me in line, (haha), which is hard to do, and always gives me a pep talk when I need it. In the past he has helped with setting up my display at different craft shows but with the pandemic he has had the year off.”

Why did you choose the name Coastal Waves?

I love the beaches and the sound of the surf pounding the shore. I just feel that with each wave that comes in it brings something new and fresh. The ocean breeze, the salty smells, the sound of the waves and the seabirds is just so energizing, soul cleansing, and rejuvenating.

Kathy sells her art at **Singing Studios, West Coast Community Craft**, and **Island Dawn** all on North Vancouver Island. She has art on display in **Telegraph Cove** during the tourist season.

coastalwaves.ca

Submitted by Beatrice Toad an observer of art on Vancouver Island North

Through Disability, Comes Creativity

My name is Michael.

I am from Kelowna BC. I am living with a progressive form of Muscular Dystrophy known as Friedreich's Ataxia. As a young child I participated in a variety of sports but as I aged, and the loss of fine motor skills became more prevalent, I had to focus on trying new things that were within my abilities. I have always been interested in all types of art from drawing to colouring to painting. I realized that abstract art allows me to paint freely without having to worry about creating a specific image but rather to focus on texture and colour. I am a fan of bright and vibrant colours but seeing the result of a piece of art created based on any chosen colour palette is very rewarding.

I would love the opportunity to create a personal piece of abstract art for you.

www.abstractmichael.ca



ARTIST SHOWCASE



**All my life I thought air
was free...until I bought
a bag of chips.**






Indulge Your Creativity by Taking a Metal Art Class
Design, create and take home your finished jewelry in one class!
 No experience necessary. Small class sizes. **Contact Valerie:**
 250-947-5661. / email: vharty@live.ca / Facebook
Studio Location: 133 McMillan St. Parksville BC

MARGERY BLOM ~ Oil Painter
 Celebrating Vancouver Island



www.margeryblom.com



ART SUPPLIES

Island Blue's Art Store
 Easy online shopping and
 quick delivery.
www.islandblue.com

CALL TO ARTISTS

ARTWRX presents Square
 Foot Show Nov. 19 - 21.
 Deadline to register Oct. 31.
artwrxstudio.ca/sq-foot-show

**Island Arts Magazine 2022
 Art Calendar.** For more
 details email:
susan@islandartsmag.ca

**Woodland Gardens
 Summer Show Fine Art &
 Quality Crafts**
 July 31- August 2
Labour Day Weekend Show
 September 4-5-6
 Register Online:
Woodlandgardens.ca

**28th Annual Grand Prix
 Plein Air Painting Race,**
 Jul-Aug TOSH Qualicum
 Beach BC Register online:
www.theoldschoolhouse.org

EVENTS:

**Nanoose Bay Art in the
 Garden - July 23 - 24 - 25**
nanoosebayartinthegarden.com

Save the Date:
 Sunshine Coast Art Crawl,
 Oct. 22 - 24
sunshinecoastartcrawl.com

GALLERIES

Artful: The Gallery
 526C Cumberland Road
 Courtenay BC
www.artfulgallery.com

SERVICES

**Custom Framing &
 Canvas Printing**
 Island Exposures,

160 Corfield Street S.
 Parksville BC (in the Thrifty's
 Mall). 250-586-5225

WORKSHOPS & CLASSES

Scrivener Art Workshops:
**VIRTUAL AND ONLINE
 ART WORKSHOPS**
 Abstract, Figurative and
 Landscape, Acrylic, Cold
 Wax and Oil, Mixed Media,
 Collage. More info phone
 250-248-2775 or visit
pattscrivener.com

**Look for the next
 issue Sept 2021
 deadline Aug 20**

About US

PUBLISHER
Susan Schaefer

WEBMASTER
Jeff Shields

MASCOT
Chace

ISSUE # 55 YEAR # 14
Next Issue - Sept / Oct
Deadline: August 20th

ARTISTS
Would you like to be featured in the IAM?
Contact us.

ADVERTISERS
Would you like to advertise your services in the IAM?
Reserve your space now.

NEWSLETTER
Receive timely notices about upcoming issues.
Sign up Here.

CONTACT
Phone: 250-586-5510
Email: susan@islandartsmag.ca
PARKSVILLE BC CANADA

LIKE WHAT YOU SEE
Donate to Island Arts Magazine.

DONATE

ISSN 1918-252X Island Arts Magazine Published By: © 2021 Susan Schaefer, Artist
Young at Art Studios.

All photographs taken by S. Schaefer unless otherwise noted. All rights reserved. No part of this publication including photographs and advertisements may be reproduced by any means for public or private use without prior written permission from Susan Schaefer. Articles and opinions expressed in the Island Arts Magazine are those of the writer and not necessarily those of the publisher. The publisher assumes no liability.
YOUNG AT ART,
701 ERMINESKIN AVENUE, PARKSVILLE BC CANADA V9P 2L4





Creative Kids at the MAC

Exploring Art
for Ages 8 - 12 yrs

Tuesday, Wednesday, Thursday
mornings in our **TENT STUDIO!**

10am – NOON

July 13 – 22, 2021

Classes are only

\$30

all supplies included!

Limit 8 students/class

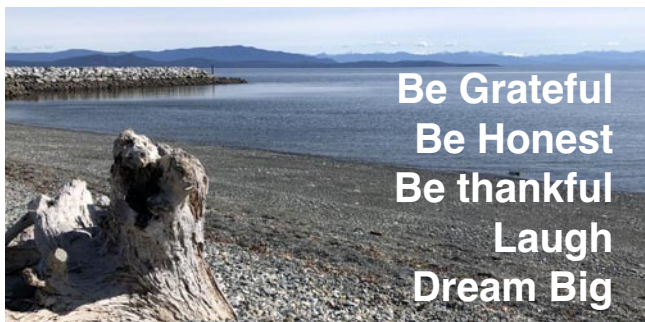
School
for the
Creative
Arts

McMillan Arts Centre
133 McMillan Street
Parksville, BC
V9P 2H5

Info 250-248-8185

Register:

www.mcmillanartscentre.com
info@mcmillanartscentre.com



Be Grateful
Be Honest
Be thankful
Laugh
Dream Big

ARTIST SHOWCASE

Perry Haddock

www.perryhaddock.com



email

haddock.perry@yahoo.com

Maureen Maryka

Contemporary Landscapes



Showy Skies, 16 x 16"

www.marykastudios.com

Studio/Gallery open year-round
on the Quadra Island Studio Tour

250-285-2547

To enhance your advertising and marketing campaigns, **Island Arts Magazine** is excited to introduce video ads.

What are Video Ads?

As technology evolves and people are presented with many new ways to consume content, video seems to consistently top the charts. The allure of video is undeniable, and video ads are well on their way to becoming the dominant driving force of online advertising in the coming years.

Some of the reasons why video ads work:

- Your customers are watching more video.
- People share video.
- Video ads do well among mobile users.
- Search engines love video.
- A video conveys huge amounts of information in a short time.
- Video tells your story better than other formats.

We will work with you to produce, edit and design a short video used to promote your business. You can add it to your website, share it on social media and embed it in your ads.

Call us a call today! 250-586-5510
Let's get started!

**What if...
you wanted
to be an
artist!
See the
timeline of
richardalm.ca**

alm

Photo below: Water body near the Biharinath Temple located at the foothill (the Biharinath Hill), Bankura, West Bengal, India
Check out my YouTube Channel:



'Mirror' photo by Sonali Roy from India



JOIN US JULY 15-25, 2021 FOR THE

OPUS OUTDOOR PAINTING CHALLENGE!

Celebrate art outdoors with your creative community PLUS be entered for your chance to
WIN Opus Gift Cards & Art Supplies generously donated by our sponsors.

Visit **opusartsupplies.com/opc** for more information about this year's event



Opus Art Supplies
By All Means Create

Seven stores in BC & a National Mail Order Service
1-800-663-6953 • opusartsupplies.com